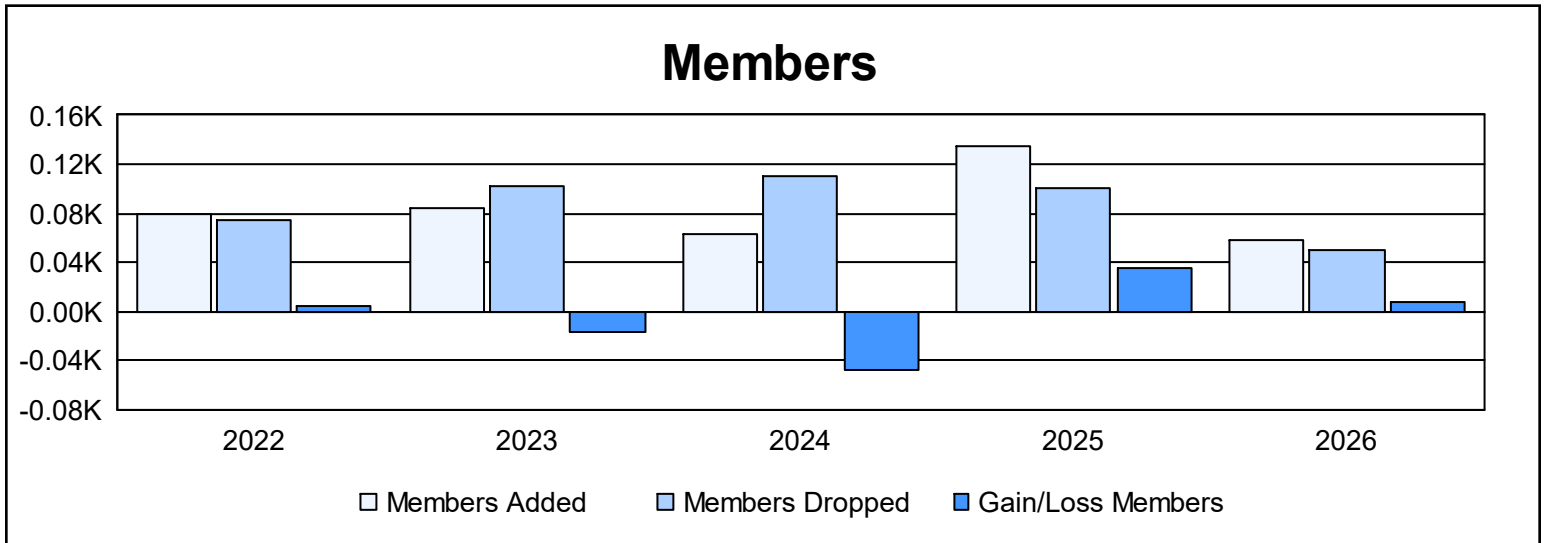
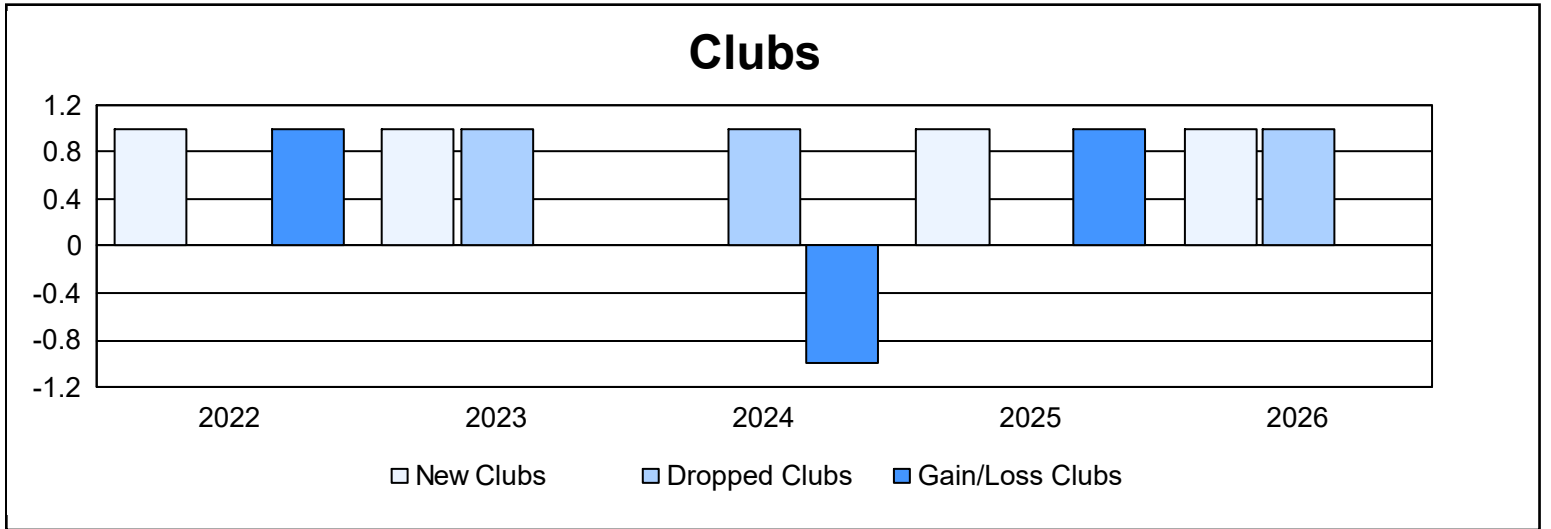
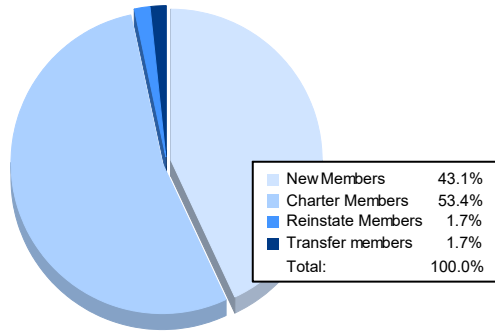


Year	New Clubs	Dropped Clubs	Gain/ Loss Clubs	New Members	Charter Members	Reinstate Members	Transfer Members	Total Member Added	Total Members Dropped	Gain/ Loss Members
2021-2022	1	0	1	48	29	1	1	79	75	4
2022-2023	1	1	0	55	24	2	4	85	102	-17
2023-2024	0	1	-1	59	0	0	4	63	111	-48
2024-2025	1	0	1	80	24	25	6	135	100	35
2025-2026	1	1	0	25	31	1	1	58	50	8
<b>Average</b>	<b>1</b>	<b>1</b>	<b>0</b>	<b>53</b>	<b>22</b>	<b>6</b>	<b>3</b>	<b>84</b>	<b>88</b>	<b>-4</b>



### Membership Composition January 2026 Cumulative



### Gender Composition January 2026 Cumulative

